



The end of the school year is quickly approaching and it's going to be busy! Do you need reminders to keep up with it all? Then, follow us on Twitter!

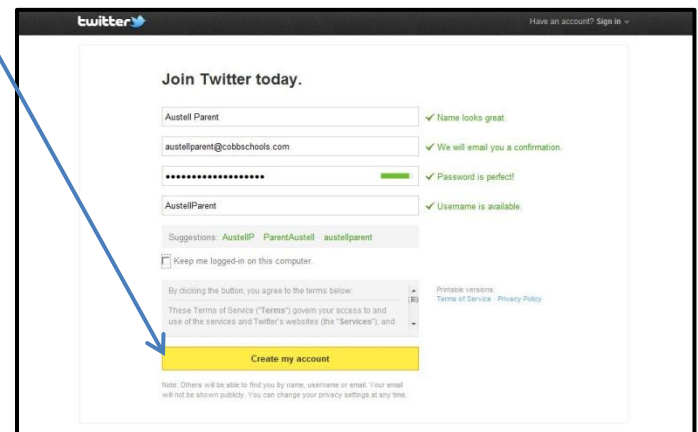
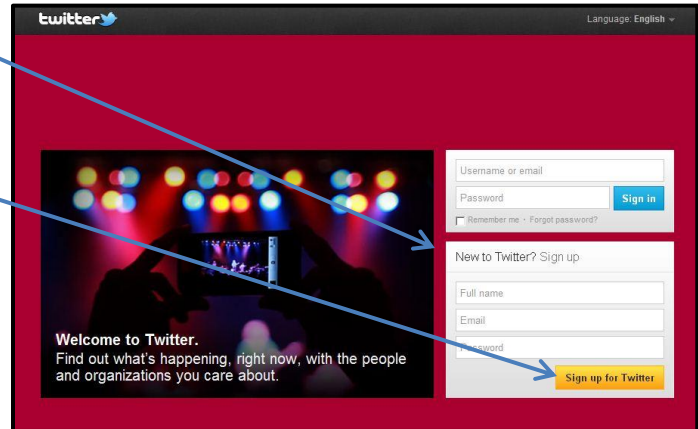
You can follow us at:

@Austell4thGrade

Never used Twitter before? Follow the directions on the back to get your Twitter account set up!


Basic Twitter Set Up

1. Go to twitter.com
2. Look in the box that says “New To Twitter? Sign Up”
3. Fill in your name, email, and choose a password. Click “Sign Up for Twitter”
4. The next page will confirm the information you’ve put in so far and allow you to create a username. Once your information is correct and your username is chosen, click “Create my account”
5. From this point, Twitter will take you through the steps of adding a profile picture and following other Twitter users.
6. Don’t forget to follow **@Austell4thGrade!**
7. Have any more questions? Look at the Twitter help page at <https://support.twitter.com/>



Do you want to receive our tweets as text messages?

Follow these steps after you’ve created your Twitter account and are following **@Austell4thGrade**.

1. Click on Settings from the drop down menu at the top right of Twitter page (after you’ve logged in).
2. Click on Mobile (3rd choice down on the left).
3. Put in your phone number and click “Activate phone”. (Standard message and data rates may apply).
4. Send a text message to Twitter at the number provided with the message “Go”.
5. Once your phone is verified, click “Save changes.”
6. Go back to your Twitter home page and click on “Followers”.
7. Find **@Austell4thGrade**. Click on this button . Choose the setting “Turn on mobile notifications”.