What is Wordle?

A basic guide for using Wordle in the classroom

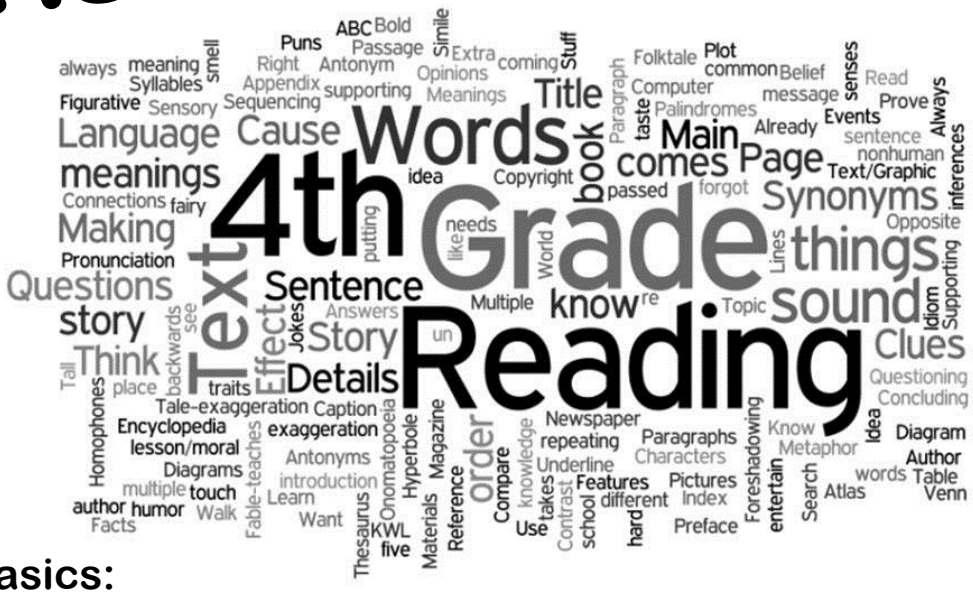

Here are the basics:

- Wordle is a web tool used for creating "word clouds" or word splashes using your own text.
- You can use previously typed up text from any document or web page by using copy and paste, or you can type directly into Wordle. (Punctuation marks will not show up in your word cloud.)
- You can let Wordle choose the colors, layout, and font for you, or you can customize your word cloud based on your own preferences.
- Your created word cloud can be printed, saved to the website's gallery, or screen captured (use the camera tool from SmartBoard or the Snipping Tool under Accessories in Windows) to be used for future use.
- Words that appear more frequently in the text will have more prominence in your word cloud (for example, 4th Grade Reading in the above word cloud). If you want a word to stand out as a title or overlying idea, then type it in multiple times so it will really stand out.
- Any more questions? Check out the extensive FAQ section on the website.

Classroom Suggestions:

1. Student Biographies: Students can create a word cloud all about themselves for a "get-to-know me" activity at the beginning of the year.
2. Classroom Rules/Expectation: As a class, create a list of rules and expectations. Then, turn your list into a word cloud for an interesting poster for your classroom.
3. Language Arts Skills: In a whole group or independent setting, brainstorm meanings or synonyms for a vocabulary word.
4. Classroom Surveys/Polls: Each student types in their vote. Create a wordle to see what votes were most dominate in the classroom.
5. Pre-Reading Activities: Copy and paste the text of a reading passage into wordle. Ask students to predict main ideas or the title of the passage. Students can also do "word cloud walk" instead of a "picture walk"
6. Character Descriptions: In whole or small groups, students can make a list of describing words about a literary character.
7. Power Writing: Create a word cloud for your students to generate ideas for prompt writing.
8. Spelling List: Create your weekly spelling list using a word cloud.

Follow These Steps

1) Go to www.wordle.net

2)Click “Create” at the top of the page or “Create your own”

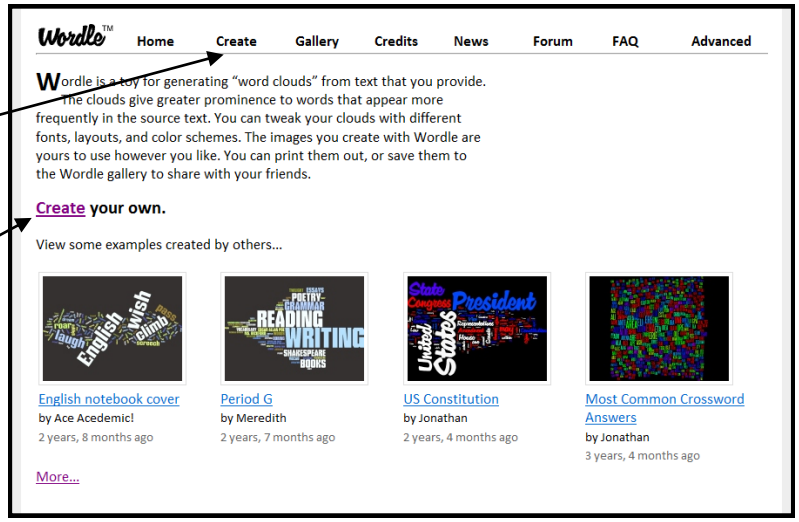

3) Copy and paste or type your text in the box. Don’t worry about commas or any other punctuation marks. Put a ~ between any words/phrases you want to keep together.

4) Click “Go” to create your word cloud.

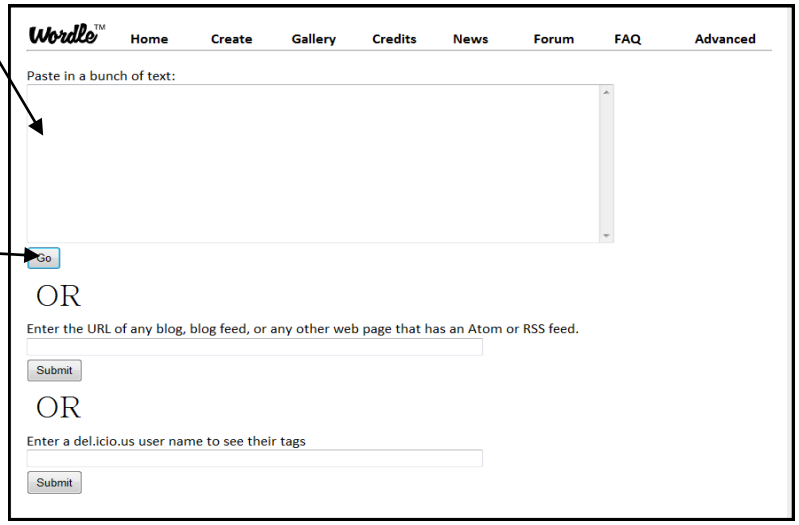

5) Once you’ve created your word cloud, you can customize your cloud by clicking the menus at the top, or you can click on randomize to get Wordle to do that for you. Right click on a word to remove it from your cloud.
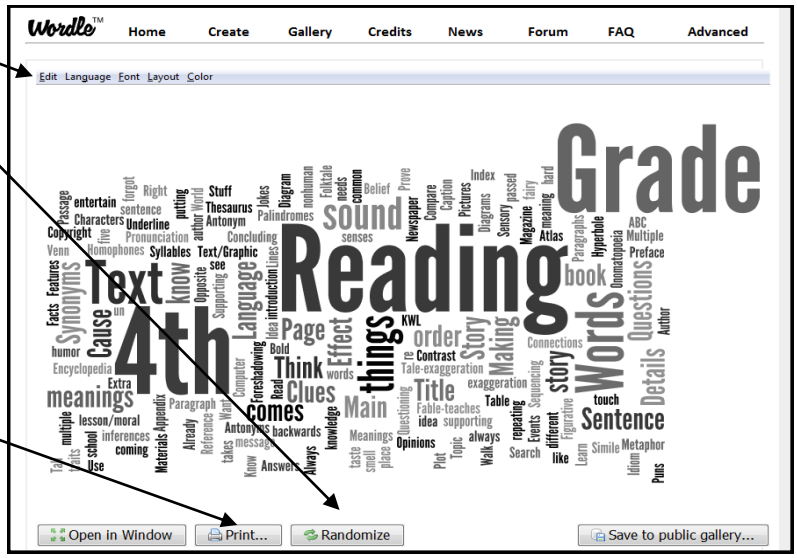
6) Click Print or screen capture to get a copy of your word cloud for later use.